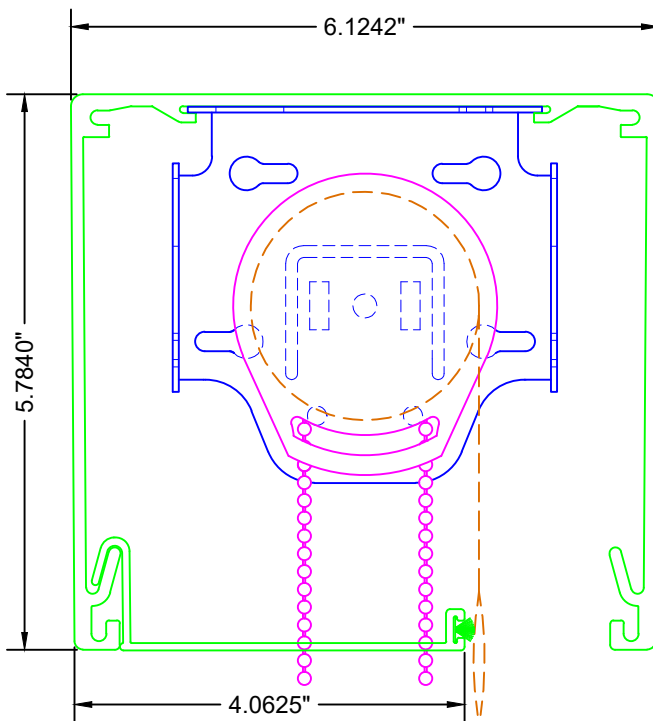

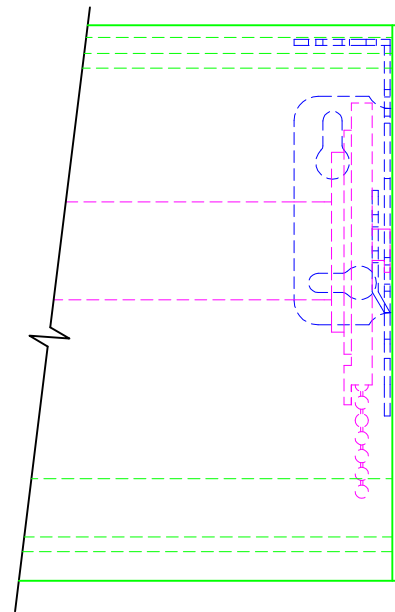


**TOP VIEW**



**SIDE VIEW**



**FRONT VIEW**

**LEGEND**

- 6" SHADE ENCLOSURE
- 4" BRACKET - CONTACT ROLL-A-SHADE FOR VARIOUS APPLICATIONS
- SL-20 CLUTCH
- - - FABRIC W/ HEM BAR



3117 NW 25th Ave, Phone: 954.974.0525  
 Pompano Beach, FL 33069 Fax: 954.974.0529

DESCRIPTION:

**6" CONTRACT SERIES  
 WITH OPTIONAL SIDE  
 CHANNELS**

SCALE: 6" = 1'-0"

DATE: 4/1/2012

SHEET NO:

**R-6.7**